

Complementary Statistical Report :


TB Treatment Success Rate (2022)

ART Coverage People living with HIV(2023)

DTP Vaccination Coverage Rate (2024)

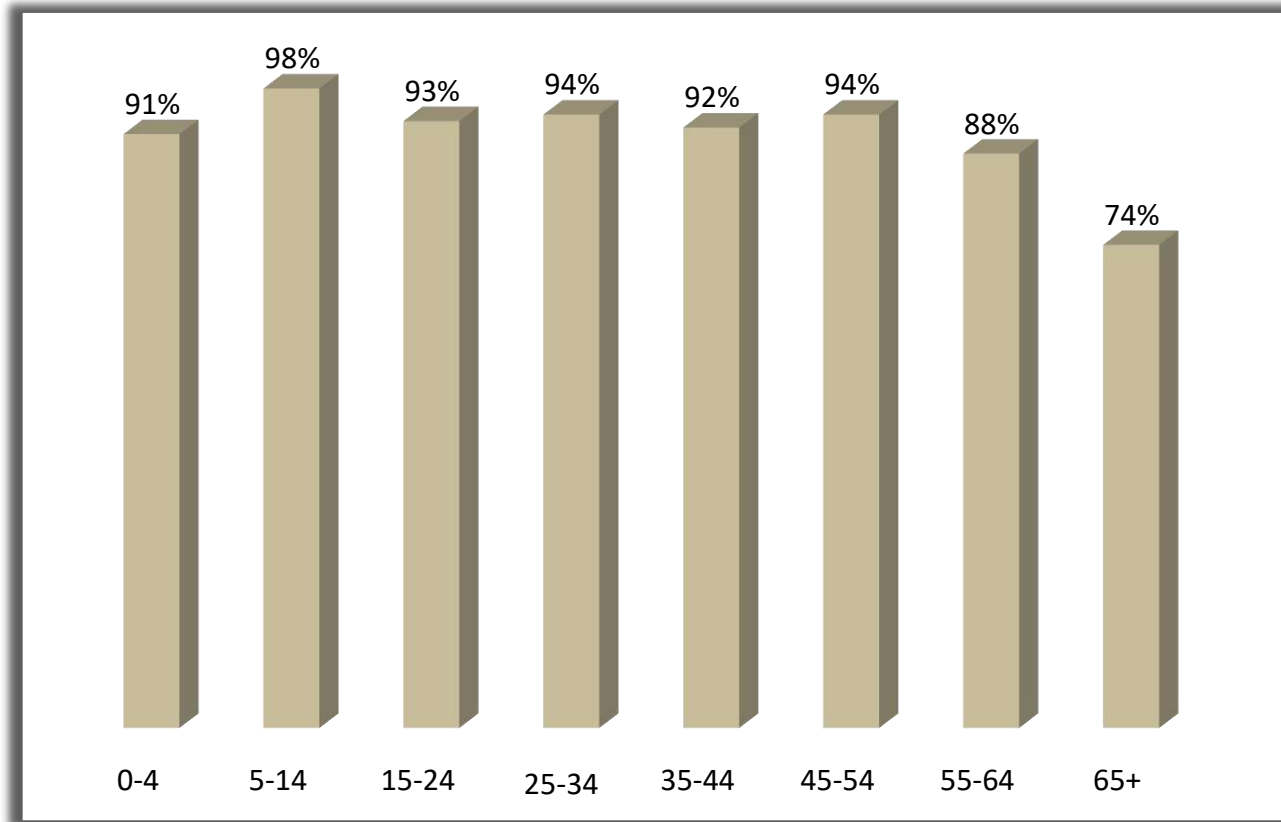
Strictly Confidential

TB treatment success rate by Sex (2022)



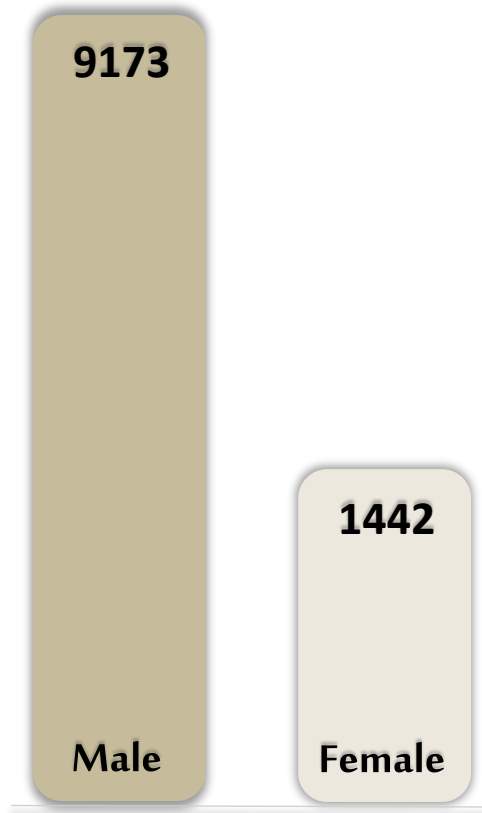
Gender	Treatment Success rate
Male	91%
Female	91%
Total	91% (this after all cases completed treatment)

TB treatment success rate by Age (2022)



Age group	Treatment Success rate
0-4	91%
5-14	98%
15-24	93%
25-34	94%
35-44	92%
45-54	94%
55-64	88%
65+	74%
Saudi Arabia	91% (this after all cases completed treatment)

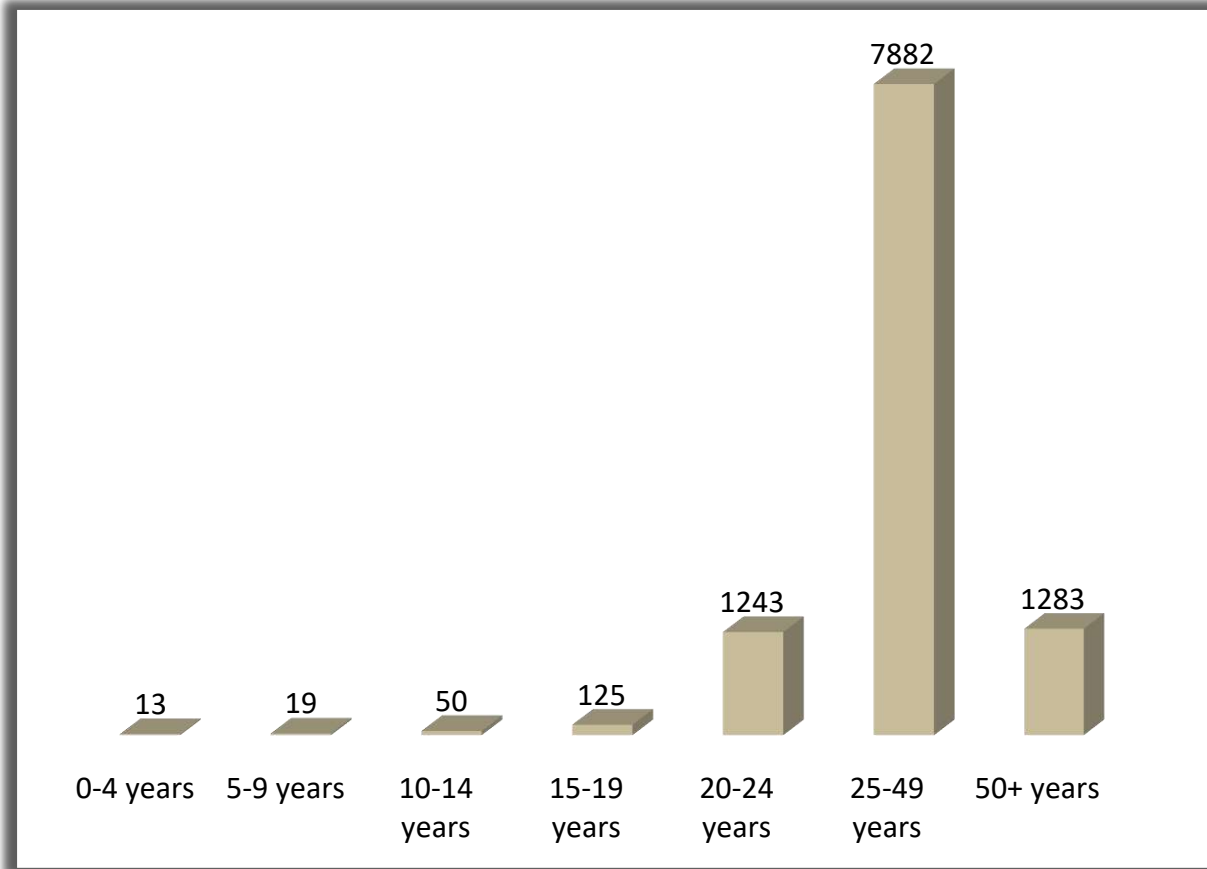
People living with HIV in Saudi Arabia who are on ART by the end 2023, disaggregated by sex



ART	Number people living with HIV receiving ART	Coverage of people living with HIV receiving ART %
Total Number of people living with HIV in Saudi Arabia who are on ART by the end 2023	10615	94.2

ART	Number people living with HIV receiving ART	Coverage of people living with HIV receiving ART %
People living with HIV in Saudi Arabia who are on ART by the end 2023, disaggregated by sex		
Male	9173	95.6
Female	1442	86.02

People living with HIV in Saudi Arabia who are on ART by the end 2023, disaggregated by age



Age Group	Number people living with HIV receiving ART	Coverage of people living with HIV receiving ART %
0-4 years	13	...
5-9 years	19	...
10-14 years	50	...
15-19 years	125	94
20-24 years	1243	
25-49 years	7882	
50+ years	1283	

Vaccination coverage 2024

Vaccination coverage rate by Sex	
Female	Male
96.4%	97.0%

Regions	DTP *
ALJOUF	96.0
Alquraut	96.0
Hafer albatin	96.5
Northern border	96.5
Alahsaa	97.5
Jeddah	96.5
Najran	96.6
Tabuk	97.0
ASEER	97.7
Eastern	96.2
Jazan	97.0
Albaha	97.0
madinah	97.0
alqunfudah	96.7
Riyadh	96.0
Alqassim	96.0
Makkah	96.5
TAIF	96.5
Bisha	97.5
Hail	96.5
Total	96.6

*DTP (Diphtheria, Tetanus, Pertussis) or Penta3 (DTP combined with Hepatitis B and Haemophilus influenza type b) vaccine administered children under one year of age, including availability of data disaggregation.